

DEXTONE[®]
POWER TOOLS



J.M.T.

DEXTONE®

The **DEXTONE®** range covers full range of portable power tools, including Cordless Screwdriver, Cordless Drills, Impact Drills, Impact Wrench, Rotary Hammers, Demolition Hammer, Angle Grinders, Sanders, Jig Saws, Circular Saws, Plunge Saws, Multi-function Tools, Planer, Router; and its family is still expanding.

DEXTONE tools are equipped with common features shown as below: Injection Logo, Soft Grip, Air Outlet, Power-on Indicator.



Injection Logo (Optional)
To improve brand and product image



Soft Grip
For comfortable use and higher working efficiency



Air Outlet
With higher efficiency of motor cooling



Power-on indicator
For the benefit of safety warning

115/125mm ANGLE GRINDER



Spindle lock



On/Off switch



Quick guard adjustment

Decorative blocks
Decorating the machine
with rich colours



Air outlet
High efficiency
of motor cooling

BGAG-900-III

RATED INPUT POWER
900W

MAX. DISC DIAMETER
115/125mm

NO LOAD SPEED
12000/min

115/125mm ANGLE GRINDER



Spindle lock



Speed control switch
Variable speed is optional



3 position auxiliary handle



Safety switch

Decorative blocks
Distinguishing head and
housing with nice looks



Air outlet
High efficiency
of motor cooling

BGAG-1150-III

RATED INPUT POWER
1150W

MAX. DISC DIAMETER
115/125mm

NO LOAD SPEED
3000-11000/min

180/230mm ANGLE GRINDER



Spindle lock



Handle locking button
Main handle can turn 180° in
different working conditions



3 position auxiliary handle



Safety switch



Carbon brush cover

Decorative blocks
Decorating the machine
with rich colours



Air outlet
High efficiency
of motor cooling

BGAG-2350-III

RATED INPUT POWER
2350W

MAX. DISC DIAMETER
180/230mm

NO LOAD SPEED
6500/min

180mm POLISHER



Decorative blocks
Decorating the machine with rich colours



Speed control switch
Variable speed is optional



Safety switch



D type handle is optional



Air outlet
High efficiency
of motor cooling

BGEPA-1150-III

RATED INPUT POWER
1150W

MAX. DISC DIAMETER
180mm

NO LOAD SPEED
600-3000/min

Wool bonnet
Easy and convenient use

140x140x90mm MOUSE SANDER



Dust-proof switch



Plastic Dust-collection Box



Quick-change sanding paper device



Interchangeable sanding pads
for different working conditions



Air outlet
High efficiency
of motor cooling




BGMS-160-III

RATED INPUT POWER
160W

PAD SIZE
140x140x90mm

NO LOAD SPEED
11500/MIN

90x90x90mm DELTA SANDER



Self-adhesive sanding paper



ON/OFF switch



Speed control switch



Plastic dust-collection pipe



Air outlet
High efficiency
of motor cooling


BGDS-260-III

RATED INPUT POWER
260W

PAD SIZE
90x90x90mm

NO LOAD SPEED
0-10000/MIN

90x183mm FINISHING SANDER



Speed control switch



LOCK-ON switch



Plastic Dust-collection Box



Quick-change sanding paper device

Air outlet
High efficiency
of motor cooling



BGSA-200-III

BGSA-200T-III

RATED INPUT POWER

200W


PAD SIZE

90x183mm

NO LOAD SPEED

6000-12000/min

125mm ROTARY SANDER



Speed control switch



LOCK-ON switch



Plastic Dust-collection Box



Quick-change sanding paper device

Air outlet
Features of beautiful shape



BGRS-380-III

BGRS-380T-III

RATED INPUT POWER

380W


PAD SIZE

125mm

NO LOAD SPEED

6000-12500/min


65/80mm JIG SAW



Speed control switch



Laser guide & LED worklight (optional)



Saw blade quick-change device



Pendulum function button



Base plate
With adjustment of 45 degrees
steel or aluminum is optional

Air outlet
High efficiency
of motor cooling

BGJS-650-III

BGJS-800-III

RATED INPUT POWER

650/800W

MAX. CUTTING THICKNESS

65mm/wood 6mm/steel
80mm/wood 8mm/steel

NO LOAD SPEED


800-3000/min



65/80mm JIG SAW



Speed control switch



Laser and LED light button



Saw blade quick-change device



Pendulum function button



Base plate
With adjustment of 45 degrees steel
or aluminum is optional

Air outlet
High efficiency
of motor cooling

BGJS-650NT-III

BGJS-800NT-III

RATED INPUT POWER

650/800W

MAX. CUTTING THICKNESS

65mm/wood 6mm/steel
80mm/wood 8mm/steel

NO LOAD SPEED

800-3000/min



IMPACT WRENCH



1/2" chuck



Aluminum gear housing



External carbon brush exchange



F/R selector



Supply with 4 sockets



Air outlet
High efficiency
of motor cooling

BGIW-400-III

RATED INPUT POWER
400W

MAX. TORQUE
350N.m

STROKES PER MINUTE
0-3200/min

HOT AIR GUN




Air outlet
High efficiency
of motor cooling

BGHAG-2000-III

RATED INPUT POWER
2000W

INPUT POWER/TEMPERATURE/AIR FLOW
I: 1000 W/350 300L/min
II: 2000 W/550 500L/min

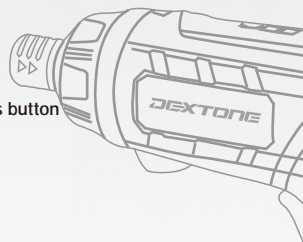


Heat protection collar



Standing surface


SCREWDRIVER



1/4" hex chuck

Rotational rear handle press button

LED worklight



Battery capacity indicator

15+1 torque settings

F/R push button



Micro-USB charging port (optional)



LED flash light

Soft grip
For comfortable operation



BGSC-36LI-ZT-III

VOLTAGE

3.6V 1300mAh

CHUCK SIZE

1/4" (6.35mm)

NO LOAD SPEED

210/min

MAX TORQUE

4.5Nm

CORDLESS DRILL

Option I :
Drill without hammer function




10mm 1-sleeve keyless chuck

18+1 torque settings

2-speed selection button

Option II :
Single speed is optional



LED worklight
For better visibility in working place

F/R push button

Battery capacity indicator
For better visibility of battery capacity

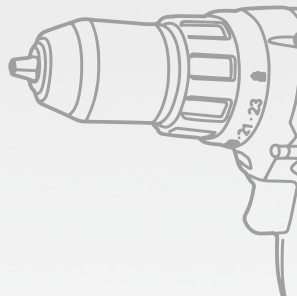
Option III :
Cordless screwdriver



Spirit bubble



Soft grip
For comfortable operation



BGCD-120LIS1-ZT-III

VOLTAGE

12V 1300mAh

CHUCK SIZE

10mm

NO LOAD SPEED

0-400/0-1400/min

MAX TORQUE

28Nm

CORDLESS DRILL

Option I :
Drill without hammer function



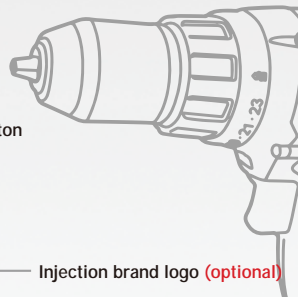
Option II :
Single speed is optional



Option III :
Cordless screwdriver



Spirit bubble



BGCD-180/LISC2-ZT1-III

VOLTAGE
14.4/18V 1300mAh

CHUCK SIZE
10mm

NO LOAD SPEED
0-400/0-1400/min

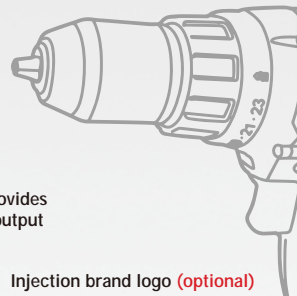
MAX TORQUE
32/35Nm

CORDLESS DRILL

Option I :
Drill without hammer function



Spirit bubble



BGCD-180/LISC2-ZT2-III


VOLTAGE
14.4/18V 1300mAh

CHUCK SIZE
13mm

NO LOAD SPEED
0-400/0-1500/min

MAX TORQUE
50/55Nm


CORDLESS DRILL



LED or LCD battery capacity indicator



Torque setting
23+1 +1 setting



LED working light



BGCD-180LISC-JJ2-III

VOLTAGE
18V 1300mAh

CHUCK SIZE
10mm

NO LOAD SPEED
0-350/0-1400/min



BGCD-108LIS-JJ1-III

VOLTAGE
10.8V 1300mAh

CHUCK SIZE
10mm

NO LOAD SPEED
0-350/0-1150/MIN



BGCD-144LIS-JJ1-III

BGCD-180LIS-JJ1-III

VOLTAGE
14.4/18V

CHUCK SIZE
10mm

NO LOAD SPEED
0-350/0-1150/MIN



BGCD-144LIS-JJ2-III


BGCD-180LIS-JJ2-III

VOLTAGE
14.4/18V 1300mAh


CHUCK SIZE
10mm

NO LOAD SPEED
0-350/0-1400/MIN


13mm IMPACT DRILL



13mm keyless chuck




Function switch button



Speed control switch



Switch locking button



Adjustable lever
With forward and
reverse functions

BGID-850-III

RATED INPUT POWER
850W

CHUCK SIZE
13mm

NO LOAD SPEED
0-2800/MIN

13/16mm IMPACT DRILL



13mm keyed chuck with key



Function switch button



2 gears



V-speed On/Off switch with
lock-on function



Aluminium housing
With more stable
working performance

Aluminium auxiliary
handle and iron
cutting guide
More stable, accurate
and upscale

Speed control switch
Variable speed is optional



Air outlet
Features of beautiful
shape

Adjustable lever
With forward and
reverse functions

BGID-1100-III-A

BGID-1100-III

RATED INPUT POWER
1100W

CHUCK SIZE
13mm/16mm

NO LOAD SPEED
0-1000/0-2500/MIN

LIGHT ROTARY HAMMER

Injection LOGO is optional
Improving the image of products and brand



4 function adjusting button
Drill; Hammer; Drill + hammer;
Angle adjust position.

Decorative blocks
Distinguishing head and
housing with nice looks

Soft grip
With nice looks and
comfortable use

Air outlet
Features of beautiful
shape

Adjustable lever
With forward and
reverse functions

Switch locking button
With locking function
and durable working

LED working light
Safely reminder for
avoiding accidents

BGRH-800-III

RATED INPUT POWER
800W

MAX. DRILLING DIAMETER IN CONCRETE
30mm

NO LOAD SPEED
0-1000/MIN

HEAVY ROTARY HAMMER

Aluminium housing
With more stable working
performance

3 function adjusting button
Drill; Hammer; Drill + hammer



Vibration absorber
Improving comfort degree
of operation

Soft grip
With nice looks and
comfortable use

LED working light
Safely reminder for avoiding
accidents

Speed control switch
Variable speed is optional

Carbon brush cover
Easy for changing carbon brush

BGRH-1100T-III

BGRH-1300T-III

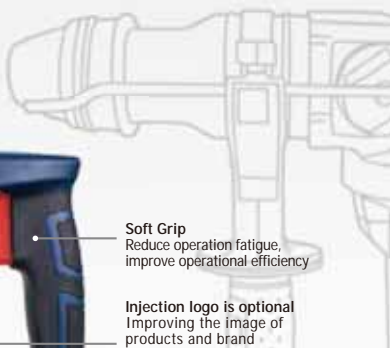
BGRH-1500T-III

RATED INPUT POWER
1100/1300/1500W

MAX. DRILLING DIAMETER IN CONCRETE
30mm

NO LOAD SPEED
0-800/MIN

FOUR FUNCTION ROTARY HAMMER



SDS-Plus chuck


Overload safety clutch system could protect armature and ensure your safety

Soft Grip
Reduce operation fatigue, improve operational efficiency

Injection logo is optional
Improving the image of products and brand



4 function selection knob with lock button drill, hammer drill, chisel vario-lock function, hammer



Anti-Vibration system ensures lower vibration while tough works



External carbon brush exchange
For quick and easy carbon brush exchange



Power-on indication light let you know immediately when cable breaks for safety reminder



Electronic Variable Speed
Provide you with more flexible choice when working under complex environments



Auxiliary handle depth gauge with lock button

BGRH-1050/T-ZB-III

BGRH-1250/T-ZB-III

BGRH-1500/T-ZB-III

RATED INPUT POWER

1050/1250/1500W

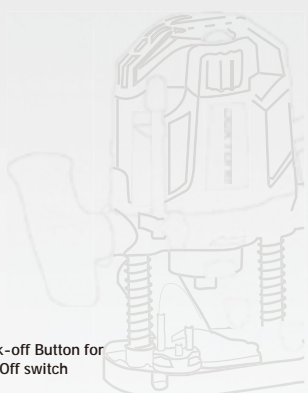
NO LOAD SPEED

850/0-850/min

IMPACT RATE

4100/0-4100/min

ELECTRIC ROUTER



Injection LOGO is optional
Improving the image of products and brand

Lock-off Button for On/Off switch

Soft grip
Reduce operation fatigue, improve operational efficiency

Spindle Lock Button
Easy and fast router bit changes due to integrated spindle lock

Guide Rod Locking Knob
Help for parallel cutting

BGER-1200-III

RATED INPUT POWER

1200W

MAX. CHUCK SIZE


8mm

NO LOAD SPEED


13000-30000/min

MAX. ROUTER CAGE STROKE

55mm



Depth adjusting system
Help for adjustt cutting depth



Rubber sleeve with stretching and dust proof function



Power-on indication light let you know immediately when cable breaks for safety reminder



Electronic Variable Speed
Provide you with more flexible choice when working under complex environments



MULTIFUNCTION TOOL

INNOVATION PRODUCT WITH PATENTED

Easy, tool-free changing of accessories in only 3 seconds.

On/Off Switch

Soft grip
Reduce operation fatigue,
improve operational efficiency

Electronic Variable Speed
Provide you with more flexible choice when working under complex environments.

Power-on indication light
let you know immediately when cable breaks for safety reminder

Anti-clamp lever
(Patented)
To prevent hand clamp



Dust extraction
For a clean working environment

Injection LOGO is optional
Improving the image of products and brand

BGMT-300A-III

RATED INPUT POWER
300W

OSCILLATING DEGREE
3°

NO LOAD SPEED
15000-23000/min



Dust extraction tube set



Magnetic ring
For blade hold and quick blade change

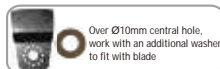


Side handle
For the benefit of stable and convenient operation

Compatible with different blade structures



Up to Ø10mm central hole, directly fit with blade like BOSCH



Over Ø10mm central hole, work with an additional washer to fit with blade



Work with an additional washer to fit with blade like B&D

MULTIFUNCTION TOOLS

Versatile due to a wide range of accessories with BOSCH brand

On/Off Switch

Soft Grip
Reduce operation fatigue,
improve operational efficiency

Electronic Variable Speed
Provide you with more flexible choice when working under complex environments.

Power-on indication light
let you know immediately when cable breaks for safety reminder



Dust extraction
For a clean working environment

Injection LOGO is optional
Improving the image of products and brand

BGMT-300-III

RATED INPUT POWER
300W

OSCILLATING DEGREE
3°

NO LOAD SPEED
15000-23000/min



Dust extraction tube set



Side handle
For the benefit of stable and convenient operation

PLUNGE SAW



Spindle lock for easy and quick blade change



Lock lever



Bevel cutting lock knob



Easy to change blade

Power-on indicator for safety reminder



Lock-off button For safe operations

Spindle lock For quick and easy blade change

Front auxiliary handle

Constant power (optional)

Cutting depth adjustment

Aluminum guard

Dust extraction port

Aluminum brand logo (optional)

165mm blade

BGPS-1200A-III^{@1}

BGPS-1200B-III^{@2}

BGPS-1200C-III^{@3}

BGPS-1400A-III^{@1}

BGPS-1400B-III^{@2}

BGPS-1400C-III^{@3}

RATED INPUT POWER
1200/1400W

MAX. CUTTING DEPTH
115mm

NO LOAD SPEED
2200-5200 /min

BLADE DIA
165mm -24T

CUTTING LENGTH
90°with track: 52mm
45°with track: 37mm
90°without track: 57mm
45°without track: 42mm

Option 1



@1 : soft start function and speed adjust function

Option 2



@2 : speed adjust function without soft start function

@3 : single speed without soft start function

ELECTRIC ROUTER



Cutting depth adjustment lever



Laser



Bevel adjustment lever



Spindle lock

LED working light
Safety reminder for avoiding accidents

Cutting guide
Help for straight cutting

BGCS-1600-III

BGCS-1600L-III

RATED INPUT POWER
1600W

SAWBLADE DIAMETER
190mm

NO LOAD SPEED
5000/min

Max. Cutting Capacity
**64mm at 90°
46mm at 45°**

ELECTRIC PLANER



@1:750W-Blade drum with 2pc blades

@2:900W-Blade drum with 3pc blades

@3:900W-Blade drum with 2pc blades



BGEP-750-III⁰¹

BGEP-900A-III⁰²

BGEP-900B-III⁰³


RATED INPUT POWER
750/900W

CUTTING DEPTH AND WIDTH
3x82mm

NO LOAD SPEED
17000/min

REBATE DEPTH
14MM

BELT SANDER



BGBS-900-III

BGBS-900P-III

RATED INPUT POWER
900W

BELT SIZE
76x533mm

NO LOAD SPEED
380/min
120-380/min

CORDLESS DRILL

Option I :
Drill without hammer function



Option II :
Single speed is optional



Option III :
Cordless screwdriver



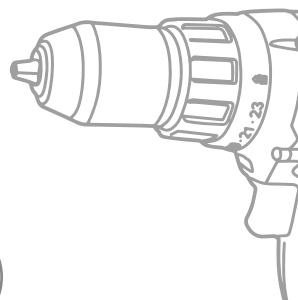
BGCD-180LISCE-ZT2-III

VOLTAGE
18V 1300mAh

CHUCK SIZE
13mm

NO LOAD SPEED
0-400/0-1500/min

MAX TORQUE
50/55Nm



CORDLESS DRILL



BGCD-180LIS-ZT2-III

VOLTAGE
18V 1300mAh

CHUCK SIZE
13mm

NO LOAD SPEED
0-400/0-1500/min

MAX TORQUE
50/55Nm

CORDLESS DRILL



BGCD-108LIS1-ZT-III

VOLTAGE
10.8V 1300mAh

CHUCK SIZE
10mm

NO LOAD SPEED
0-400/0-1400/min

MAX TORQUE
28Nm

MULTIFUNCTION TOOL



BGMT-108-ZJ-III



Dust extraction tube set

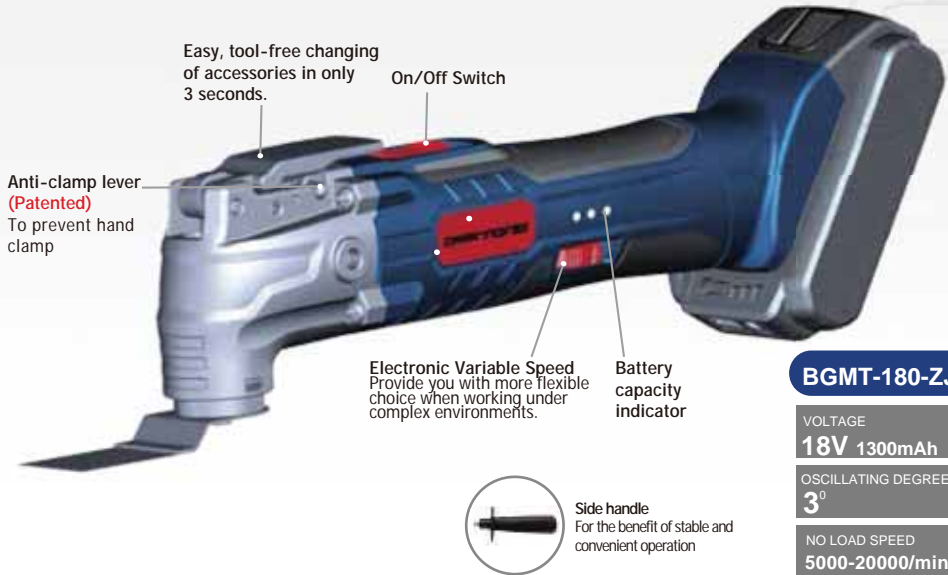


Magnetic ring
For blade hold and quick blade change



Side handle
For the benefit of stable and convenient operation


MULTIFUNCTION TOOL



BGMT-180-ZJ-III

VOLTAGE
18V 1300mAh
OSCILLATING DEGREE
3°
NO LOAD SPEED
5000-20000/min

JIG SAW



BGJS-800ZX-III

RATED INPUT POWER
800W
MAX. CUTTING THICKNESS
100mm/wood 10mm/steel
NO LOAD SPEED
0-3000/min
STROKE LENGTH
22mm

Family Design Tools

Tools Create The Future...



Manufactory

J.M.T.

JINDING
GROUP POWER TOOL DNA

Owner / Sales department



BURGAIN PRODUCTS LIMITED.

E-mail: stn@burgain.com.cn