

BGSC-36LI-ZT

CORDLESS SCREWDRIVER

Battery : 3.6V, 1300 mAh
 No load speed : 210/min
 Chuck : 6.35 mm
 Torque setting : 15+1
 Max. torque : 4.5 N.m

- With LED lamp
- With rotational rear handle
- With torque setting function
- With spindle-lock function
- With quick release chuck
- With LED working light
- With LED power capacity indicator
- With soft grip for comfortable use


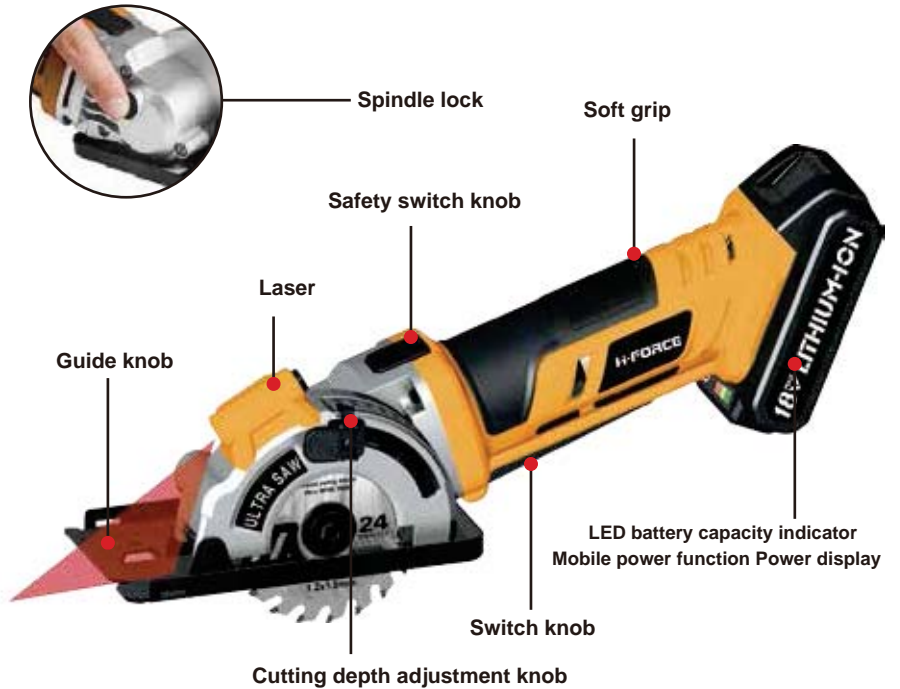


BGMCS-180LI-ZT

CORDLESS Mini circular saw

Battery : 18V, 1500/2000 mAh
 No load speed : 2800 /min
 Blade size : 85mm(3-3/8")
 Max cutting capacity:
 Wood: 27mm (1-1/16")
 Aluminum: 3 mm (1/8")
 PVC pipe: 27 mm (1-1/16")
 Tile: 8 mm (5/16")
 Sheet steel: 0.9mm (1/32")
 Laser battery : LR44 1.5V
 Motor : 775# (MABUCHI brand)

- Soft grip for comfortable use
- With big switch knob for comfortable use
- With LED battery capacity indicator
- With Mobile power function Power display
- With guide and collect tube
- With laser can be choice
- With different workpiece blades can be choice



BGCD-120LID/S-ZT

CORDLESS DRILL

Battery : 12V, 1300 mAh
 No load speed : 0-700/min
 : 0-400/0-1400/min
 Chuck : 10mm
 Torque setting : 18+1
 Max. torque : 12 / 28N.m



- 1pc bearing inside for stable and concentric use
- Special gear box structure for high torque power
- With LED power display
- With LED working light
- With electric stop function
- With soft grip for comfortable use

BGCD-144LID/S-ZT

CORDLESS DRILL

Battery : 14.4V, 1300 mAh
 No load speed : 0-700/min
 : 0-400/0-1400/min
 Chuck : 10mm
 Torque setting : 18+1
 Max. torque : 14 / 32N.m



- 1pc bearing inside for stable and concentric use
- Special gear box structure for high torque power
- With LED power display
- With LED working light
- With electric stop function
- With soft grip for comfortable use

BGCD-120LISC-ZT

CORDLESS IMPACT DRILL

Battery : 12V, 1300 mAh
 No load speed : 0-400/0-1400/min
 Chuck : 10mm
 Torque setting : 18+1+1
 Max. torque : 28N.m



- With impact function
- 1pc bearing inside for stable and concentric use
- Special gear box structure for high torque power
- With LED power display
- With LED working light
- With electric stop function
- With soft grip for comfortable use

BGCD-144LISC-ZT

CORDLESS IMPACT DRILL

Battery : 14.4V, 1300 mAh
 No load speed : 0-400/0-1400/min
 Chuck : 10mm
 Torque setting : 18+1+1
 Max. torque : 32N.m



- With impact function
- 1pc bearing inside for stable and concentric use
- Special gear box structure for high torque power
- With LED power display
- With LED working light
- With electric stop function
- With soft grip for comfortable use

BGCD-120LIDS-ZT1

CORDLESS DRILL&SCREWDRIVER

Battery : 12V, 1300 mAh
 No load speed : 0-400/0-1400/min

Chuck : 10mm
 Torque setting : 18+1
 Max. torque : 28N.m



- With quick release chuck and screw driver function
- 1pc bearing inside for stable and concentric use
- Special gear box structure for high torque power
- With LED power display
- With LED working light
- With electric stop function
- With soft grip for comfortable use
- With spindle lock

BGCD-144LIDS-ZT1

CORDLESS DRILL&SCREWDRIVER

Battery : 14.4V, 1300 mAh
 No load speed : 0-400/0-1400/min

Chuck : 10mm
 Torque setting : 18+1
 Max. torque : 32N.m



- With quick release chuck and screw driver function
- 1pc bearing inside for stable and concentric use
- Special gear box structure for high torque power
- With LED power display
- With LED working light
- With electric stop function
- With soft grip for comfortable use

- With spindle lock

BGCD-180LID/S-ZT

CORDLESS DRILL

Battery : 18V, 1300 mAh
 No load speed : 0-700/min
 0-400/0-1400/min
 Chuck : 10mm
 Torque setting : 18+1
 Max. torque : 16 / 35N.m



- 1pc bearing inside for stable and concentric use
- Special gear box structure for high torque power
- With LED power display
- With LED working light
- With electric stop function
- With soft grip for comfortable use

BGCD-144/180LIS1-ZT

CORDLESS DRILL

Battery : 14.4/18V, 1300 mAh
 No load speed : 0-400/0-1500/min
 Chuck : 13mm
 Torque setting : 15+1
 Max. torque : 42 / 50N.m



- 1pc bearing inside for stable and concentric use
- Special gear box structure for high torque power
- With LED power display
- With LED working light
- With electric stop function
- With metal belt clip
- With silver color printing for nice looks
- With soft grip for comfortable use
- With spindle lock function

BGCD-180LISC-ZT

CORDLESS IMPACT DRILL

Battery : 18V, 1300 mAh
 No load speed : 0-400/0-1400/min
 Chuck : 10mm
 Torque setting : 18+1+1
 Max. torque : 35N.m



- With impact function
- 1pc bearing inside for stable and concentric use
- Special gear box structure for high torque power
- With LED power display
- With LED working light
- With electric stop function
- With soft grip for comfortable use

BGCD-144/180LISC1-ZT

CORDLESS IMPACT DRILL

Battery : 14.4/18V, 1300 mAh
 No load speed : 0-400/0-1500/min
 Chuck : 10mm
 Torque setting : 15+1
 Max. torque : 42 / 50N.m



- With impact function
- 1pc bearing inside for stable and concentric use
- Special gear box structure for high torque power
- With LED power display
- With LED working light
- With electric stop function
- With metal hook
- With silver color printing for nice looks
- With soft grip for comfortable use
- With spindle lock function

BGCD-180LIDS-ZT1

CORDLESS DRILL&SCREWDRIER

Battery : 18V, 1300 mAh
 No load speed : 0-400/0-1400/min
 Chuck : 10mm
 Torque setting : 18+1
 Max. torque : 35N.m



- With quick release chuck and screw driver function
- 1pc bearing inside for stable and concentric use
- Special gear box structure for high torque power
- With LED power display
- With LED working light
- With electric stop function
- With soft grip for comfortable use

- With spindle lock

BGID-810-ZJ

IMPACT DRILL

Voltage : 230V~50Hz
 Input power : 810W
 No load speed : 0-2800/min
 Chuck : 13mm



- Soft grip for comfortable use
- With variable speed
- With rotatable side handle
- Keyless chuck

BGID-750-ZS

IMPACT DRILL

Voltage : 230V~50Hz
 Input power : 750W
 No load speed : 0-3000/min
 Chuck : 13mm

- Soft grip for comfortable use
- With variable speed
- With LOGO secondary injection
- With rotatable side handle
- Keyless chuck



BGRH-850/1050-ZJ

ROTARY HAMMER

Voltage : 230V~50Hz
 Input power : 850 / 1050W
 No load speed : 0-800/min
 Impact frequency : 0-3600/min
 Impact energy : 4.5J
 Max. concrete capacity: 26mm

- 4 function: drill; hammer; drill+hammer; positioning of flat chisel
- With external carbon brush exchange
- With shock absorption function
- With soft grip for comfortable use



BGRH-700-JR

ROTARY HAMMER

Voltage : 230V~50Hz
 Input power : 700W
 No load speed : 0-1800/min
 Impact frequency : 0-5840/min
 Impact energy : 2.0J
 Max. concrete capacity: 20mm

- 4 function: drill; hammer; drill+hammer; positioning of flat chisel
- With one knob for 4 function selection
- With light weight for comfortable use
- With soft grip for comfortable use



BGDH-1100B/1300A-ZJ

DEMOLITION HAMMER

Voltage : 230V~50Hz
 Input power : 1100 / 1300W
 Impact frequency : 4000/min
 Tool holder : Hex.17mm

- With soft grip for comfortable use
- With shock absorption function
- With compact design

BGRH-800-ZB

ROTARY HAMMER

Voltage : 230V~50Hz
 Input power : 800W
 No load speed : 0-1200/min
 Impact frequency : 0-5300/min
 Impact energy : 2.8J
 Max. concrete capacity: 26mm

- 4 function: drill; hammer; drill+hammer; positioning of flat chisel
- With one knob for 4 function selection
- With light weight for comfortable use
- With soft grip for comfortable use



BGDH-1700-ZJ

DEMOLITION HAMMER

Voltage : 230V~50Hz
 Input power : 1700W
 Impact frequency : 1900/min
 Impact energy : 45J
 Tool holder : Hex.17mm

- With external carbon brush exchange
- With soft grip for comfortable use



BGDSC-520-JJ

DRYWALL SCREWDRIVER

Voltage : 230V~50Hz
 Input power : 520W
 No load speed : 0-4500/min
 Chuck : 1/4"hex

- With depth adjustment
- With belt hook for convenient use
- With fix belt for convenient use
- With soft grip for comfortable use



BGSA-220-JJ

SHEET SANDER

Voltage : 230V~50Hz
 Input power : 220W
 No load speed : 13000/min
 Base size : 104x112mm

- With soft grip for comfortable use.
- With Velcro & clamping fixture structure
- With dust proof rocker switch to extend tool life
- With dust box to help keep work area clean.
- With aluminum base.



BGED-280-ZD

TORQUE DRILL

Voltage : 230V~50Hz
 Input power : 280W
 No load speed : 0-350 / 0-1100/min
 Torque : 19+1
 Keyless chuck : 10mm

- Soft grip for comfortable use
- With torque setting adjustment
- With forward and reverse lever



BGMS-130/180-JX

MOUSE SANDER

Voltage : 230V~50Hz
 Input power : 130/180W
 No load speed : 13000/min
 Base size : 140x140X80mm

- With soft grip for comfortable use.
- With dust proof rocker switch to extend tool life
- With dust box to help keep work area clean.



BGMG-170-JD

MINI GRINDER

Voltage : 230V~50Hz
 Input power : 170W
 No load speed : 8000-35000/min
 Chuck : 1.6 / 2.4 / 3.2mm

- Soft grip for comfortable use



BGRS-240-JJ

ROTARY SANDER

Voltage : 230V~50Hz
 Input power : 240W
 No load speed : 12000/min
 Base size : 125mm

- With soft grip for comfortable use.
- With dust proof on/off switch to extend tool life
- With dust bag to help keep work area clean.



BGRS-240T-JJ**ROTARY SANDER**

Voltage : 230V~50Hz
 Input power : 240W
 No load speed : 5000-13000/min
 Base size : 125mm



- With soft grip for comfortable use.
- With dust bag to help keep work area clean.

BGMRS-420-JH**MULTI ROTARY SANDER**

Voltage : 230V~50Hz
 Input power : 420W
 No load speed : 5000-13000/min
 Base size
 Delta sander : 208 X110 MM
 Rotaer sander : 125 MM
 Sheet sander : 187 X 90 MM



- With 3 different pads for multi function use
- With soft grip for comfortable use
- With auxiliary handle.

**BGRS-430T-JJ****ROTARY SANDER**

Voltage : 230V~50Hz
 Input power : 430W
 No load speed : 5000-13000/min
 Base size : 125mm

- With soft grip for comfortable use.
- With dust box to help keep work area clean.

**BGMBS-400-ZH****MINI BELT SANDER**

Voltage : 230V~50Hz
 Input power : 400W
 No load speed : 1070-1650/min
 Sanding Depth : 125mm

- With dust collect box
- Light weight for comfortable use
- With dust collecting bag

BGDS-280-JJ**DELTA SANDER**

Voltage : 230V~50Hz
 Input power : 280W
 No load speed : 6000-11000/min
 Base size : 90X90X90mm



- Soft grip for comfortable use
- With dust collect box

BGAG-400D-JJ**SHORT DIE GRINDER**

Voltage : 230V~50Hz
 Input power : 400W
 No load speed : 25000/min
 Chuck : 6.35mm



- Lock-on slide switch for extended use applications

BGAG-750D-JJ

DIE GRINDER

Voltage : 230V~50Hz
 Input power : 750W
 No load speed : 7000-30000/min
 Chuck : 6.35mm



- Lock-on slide switch for extended use applications

BGAG-600-ZJ

ANGLE GRINDER

Voltage : 230V~50Hz
 Input power : 600W
 No load speed : 12000/min
 Disc size : 115mm



- Light weight for comfortable use
- Imitate BOSCH

BGAG-400C-JJ

DIE GRINDER

Voltage : 230V~50Hz
 Input power : 400W
 No load speed : 25000/min
 Chuck : 6.35mm
 Max torque : 8Nm



- Lock-on slide switch for extended use applications
- Extended spindle for grinding in hard to reach places.
- Compact design.
- Soft front jacket add comfort.

BGAG-600-ZJ1

ANGLE GRINDER

Voltage : 230V~50Hz
 Input power : 600W
 No load speed : 12000/min
 Disc size : 115mm



- Soft grip for comfortable use
- Light weight for comfortable use

BGAG-750C-JJ

DIE GRINDER

Voltage : 230V~50Hz
 Input power : 750W
 No load speed : 7000-30000/min
 Chuck : 6.35mm
 Max torque : 8Nm



- Lock-on slide switch for extended use applications
- Extended spindle for grinding in hard to reach places.
- Compact design.
- Soft front jacket add comfort.

BGAG-650-ZJ

SHORT DIE GRINDER

Voltage : 230V~50Hz
 Input power : 650W
 No load speed : 12000/min
 Disc size : 115mm



- Soft grip for comfortable use
- Light weight for comfortable use
- New model is under designing

BGAG-900-ZJ**ANGLE GRINDER**

Voltage : 230V~50Hz
 Input power : 900W
 No load speed : 12000/min
 Disc size : 115/125mm



- Soft grip for comfortable use
- Bottom switch for comfortable use
- New model is under designing

BGEPA-1600-ZJ**POLISHER**

Voltage : 230V~50Hz
 Input power : 1600 W
 No load speed : 1000-3000/min
 Disc size : 180mm



- Soft grip for comfortable use
- Big auxiliary handle for comfortable use
- Easy to changing carbon brush
- With constant power, Soft start, Variable speed

**BGAG-1050-ZJ****ANGLE GRINDER**

Voltage : 230V~50Hz
 Input power : 1050W
 No load speed : 12000/min
 Disc size : 125mm

- Soft grip for comfortable use
- Easy to changing carbon brush
- New model is under designing

**BGJS-570-JJ****JIG SAW**

Voltage : 230V~50Hz
 Input power : 570W
 No load speed : 800-3000/min
 Cutting Capacity : 65mm

- With soft grip for comfortable use
- With punch steel base

BGAG-2350-ZJ**ANGLE GRINDER**

Voltage : 230V~50Hz
 Input power : 2350W
 No load speed : 12000/min
 Disc size : 125mm



- Soft grip for comfortable use
- Easy to changing carbon brush
- New model is under designing

BGJS-710-ZX**JIG SAW**

Voltage : 230V~50Hz
 Input power : 710W
 No load speed : 0-3000/min
 Cutting Capacity : 80mm



- Soft grip for comfortable use
- Saw blade quick change device
- With laser
- With pendulum function button

BGJS-750-JJ

JIG SAW

Voltage : 230V~50Hz
 Input power : 750W
 No load speed : 800-3000/min
 Cutting Capacity : 80mm



- Soft grip for comfortable use
- Saw blade quick change device
- With laser and LED light
- With aluminum base

BGMC-1300-ZJ

MARBLE CUTTER

Voltage : 230V~50Hz
 Input power : 1300 W
 No load speed : 13000/min
 Saw blade : 115 (110)mm
 Cutting Capacity : 0-34mm
 side table location : 0-45°



- Bearing good dust proof
- Side air flow for comfortable use
- Motor fully coated
 With cooling water installation

BGPS-1050-JZ

PLUNGE SAW

Voltage : 230V~50Hz
 Input power : 1050W
 No load speed : 12000/min
 Blade size : 110x22.2x2.4x24T
 Max cutting : 28mm



- Soft grip for comfortable use
- Easy to changing carbon brush
- With different workpiece blades can be choice
- With guide can be choice

BGMT-300-ZJ

MULTIFUNCTION TOOL

Voltage : 230V~50Hz
 Input power : 300W
 No load speed : 15000-23000/min
 Orbit angle : 3°



- With soft grip for comfortable use
- Compatible with BOSCH blades
- With power-on indicator

BGWCM-1500-ZY

WALL CHASER

Voltage : 230V~50Hz
 Input power : 1500W
 No load speed : 8500/min
 Cutting depth : 5-30mm
 Cutting width : 8-30mm
 Blade size : 125mm



- With soft grip for comfortable use
- With external carbon brush exchange
- With twin working blades
- With guide wheel fo comfortable use.

BGMT-300A-ZJ

MULTIFUNCTION TOOL

Voltage : 230V~50Hz
 Input power : 300W
 No load speed : 15000-23000/min
 Orbit angle : 3°



- With patented tool-free quick blade change system
- With soft grip for comfortable use
- With anti-clamp function
- With magnetic ring for easy blade change
- With high compatibility with branded blades

BGEP-900-ZS**ELECTRIC PLANER**

Voltage : 230V~50Hz
 Input power : 900W
 No load speed : 17000/min
 Max.planning width : 82mm
 Max.planning depth : 3mm



- With soft grip for comfortable use
- With aluminium base
- With lock-off press button of depth adjustment

BGEP-510-ZW**ELECTRIC PLANER**

Voltage : 230V~50Hz
 Input power : 510W
 No load speed : 16500/min
 Max.planning width : 82mm
 Max.planning depth : 1mm



- Soft grip for comfortable use
- Base plate all aluminium
- With aluminium side cover
- Professional tool

BGEP-710-ZW**ELECTRIC PLANER**

Voltage : 230V~50Hz
 Input power : 710W
 No load speed : 16500/min
 Max.planning width : 82mm
 Max.planning depth : 2mm



- Soft grip for comfortable use
- Base plate all aluminium
- With aluminium side cover
- Professional tool

BGEM-1600-ZW**ELECTRIC MIXER**

Voltage : 230V~50Hz
 Input power : 1600W
 No load speed : I:100-400/min
 II:150-650/min
 Paddle : 110mmx590mm
 Diameter of paddle : 110mm



- Paddle connection with quick release

BGEP-620-ZW**ELECTRIC PLANER**

Voltage : 230V~50Hz
 Input power : 620W
 No load speed : 16000/min
 Max.planning width : 82mm
 Max.planning depth : 1mm



- Soft grip for comfortable use
- Base plate all aluminium
- With aluminium side cover
- Professional tool

BGER-1200-ZD**ELECTRIC ROUTER**

Voltage : 230-240V~50Hz
 Input power : 1200W
 No load speed : 16000-30000/min
 Chuck : 6 / 8mm



- Depth can be finely adjusted
- With aluminium base

BGMR-500-JX**MULTI-ROUTER**

Voltage : 230V~50Hz
 Input power : 500W
 No load speed : 5000-25000/min
 Max chuck : 6mm

- Soft grip for comfortable use
- With constant power
- With aluminium base

**BGHG-2000-JD****HOT AIR GUN**

Voltage : 230V~50Hz
 Input power : 2000W
 Temperature/airflow:
 I:50°C, 250-500L/min
 II:50-600°C, 250-500L/min

- With soft grip for comfortable use
- With over heat protection
- With high stability for stationary use
- With LCD digital display

BGHG-2000-JD1**HOT AIR GUN**

Voltage : 230V~50Hz
 Input power : 2000W
 Temperature/airflow:
 I: 500W, 50-450°C, 250L/min
 II: 2000W, 90-600°C, 500L/min

- With continuous temperature adjustment
- With over heat protection

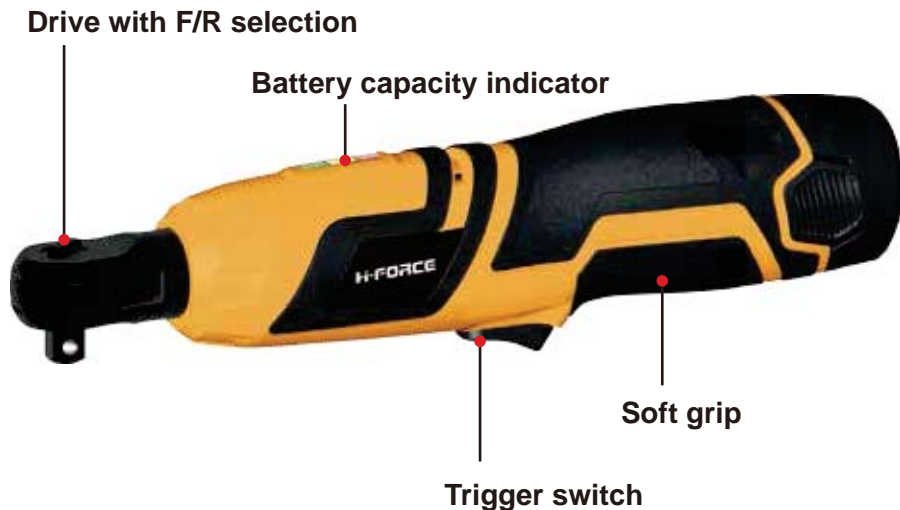


BGMR-120LI-ZT

CORDLESS RATCHET WRENCH

Battery : 12V,1300mAh
No load speed : 230 / min
Max torque : 40Nm
Drive : 3/8 in. Square

- Soft grip for comfortable use
- Powerful DC motor
- High quality gears
- High strength plastic housing



BGSG-112-SD

ELECTRIC STAPLE GUN

Voltage : 230V~50Hz
Impact rate : 30/min
Magazine capacity : 50 nails
Staple : 15---25mm
T-brad nail : 15,20,25,30,32mm

- Soft grip for comfortable use
- With aluminum magazine alloy base
- With contact-firing safety nozzle
- With power switch protected
- With impact control



BGSG-125-SD

ELECTRIC STAPLE GUN

Voltage : 4V
Impact rate : 30/min
Magazine capacity : 50 nails
Staple : 4 --10 mm
T-brad nail : 10 mm

- Soft grip for comfortable use
- With contact-firing safety nozzle
- With power switch protected
- With impact control

BGDS-95-SD

DRILL BIT SHARPENER

Voltage : 230V~50Hz
Input power : 95W
Impact frequency : 1200/min
Working capacity : 3-12mm

- With compact design and easy to operation



BGS-80-ZJ**SPRAY GUN**

Voltage	: 230V~50Hz
Input power	: 80W
Paint reservoir	: 1000ml
Max. Viscosity	: 30din/sec
Max. flow	: 300ml/min
Nozzle	: Φ0.8mm

**BGDS-710-ZH1****DRYWALL SANDER**

Voltage	: 230V~50Hz
Input power	: 710W
No-load Speed	: 1200-2200/min
Pad Ø	: 225mm

- Soft grip for comfortable use
- Unique designed structure to protect the flexible axle and prolong the service life
- Soft start-up to protect and prolong the service life of motor.
- Light weight design ideal for long time handling
- Detachable brush segment allows sanding up to edge.
- The brush strip plate can be rotated 0-360°, easily to sand along edges and in any awkward positions.
- LED light is available if required.

**BGS-350-ZJ****SPRAY GUN**

Voltage	: 230V~50Hz
Input power	: 350W
Paint reservoir	: 700ml
Max. Viscosity	: 50din/sec
Max. viscosity	: 50din/sec
Max. flow	: 320ml/min
Nozzle	: Φ1.8mm

- Soft grip for comfortable use

BGWPS-2000-ZH**WALL PAPER SCRAPER**

Voltage	: 230V~50Hz
Input power	: 2000 W
Tank Capacity	: 4.5L

**BGDS-710-ZH****DRYWALL SANDER**

Voltage	: 230V~50Hz
Input power	: 710W
No-load Speed	: 1200-2200/min
Pad Ø	: 180mm



- Soft grip for comfortable use
- Detachable brush segment allows sanding up to edge
- Self-suction with dust extracting system, no vacuum cleaner is required
- Soft start-up to protect and prolong the service life of motor

BGPR-45-ZJ**ELECTRIC PAINT ROLLER**

Voltage	: 230-240V~,50Hz
Input power	: 45 W
Max flow rate	: 450ml/min
Max liquid temperature	: 35 °C

- Flow rate control knob.
- Press down the button, the paint roll will be stopped filling with paint until the value is opened
- Suitable for painting on wall, wood, metal, etc.



BGVC-1250-JL

WET & DRY VACUUM CLEANER

Voltage : 230V~50Hz
 Input power : 1250 W
 Suction power : 18kPa
 Container : 30L

- Wet & dry use
- With stainless steel drums



BGWH-30-ZJ

WELDING HELMET

Optical class : 1/1/1/2
 Viewing area : 98x55mm
 Cartridge size : 126x102x18mm
 Arc sensor : 4
 Light state : DIN 4
 Dark state : variable shade, 5~8, 9~13
 Shade control : external, variable
 Power On/Off : fully automatic
 Sensitivity control : Low — High, by infinitely dial knob
 UV/IR protection : DIN16
 Power supply : solar cell, battery change required 2xCR2450 lithium batteries
 Switching time : Light to Dark: 1/25000S
 Dark to Light: 0.1-1.0S by infinitely dial knob
 Low amperage TIG: ≥5amps(DC)
 Operating Temp : -5℃~+55℃
 Storing Temp : -20℃~+70℃



BGSCSG-1500-ZA

STEAM CLEANING SYSTEM

Voltage : 230V~50Hz
 Input power : 1500W
 Operating pressure : 4bar
 Water capacity : 1.2L



- Easy to clean difficult to reach areas with areas with the angle adapter or
- Idea for the Car. Home & office. Etc.

- With graphic printing
- With grinding function
- With low volume alarm
- With ADF self-check

BGEG-50-JC

ELECTRICAL SCULPT TOOL

Voltage : 230V~50Hz
 Input power : 50W
 No-load Speed : 11500 /min

- Different accessories for multi-function use
- Compact design for comfortable operation



BGTC-800-JH

TILE CUTTER

Voltage : 230V~50Hz
 Input power : 800 W
 No-load Speed : 3000/min
 Outer Diameter : 200mm
 Bore : 25.4mm
 Blade Tilling Range : 0°-45°
 Rip cut : 520mm
 Diagonal cut : 365mm
 Table Size : 600x385mm

- Large steel work table with rubber surface
- Infinitely adjustable miter stop for diagonal cuts
- Motor guide with 4-fold ball bearing
- IP54 protection degree
- Lager water trough with cooling water pump



BGCSC-230-ZF

Chain saw sharpener

Voltage : 230V~50Hz
 Input power : 230W
 No-load Speed : 3000/min
 Cutting adjust : 0 - 35°
 Grinding Wheel : 145*22.3*3.2mm

- With Induction-motor
- With aluminum House
- With aluminum fixture

**BGCSC-230-ZF1**

Chain saw sharpener

Voltage : 230V~50Hz
 Input power : 230W
 No-load Speed : 3000/min
 Cutting adjust : 0 - 35°
 Grinding Wheel : 145*22.3*3.2mm

- With Induction-motor
- With aluminum House
- With steel fixture

BGCM-2200-ZH

CUT-OFF MACHINE

Voltage : 230V~50Hz
 Input power : 2200W
 No-load Speed : 3700/min
 Size : Φ355mm

- D-type handle design for comfortable use
- Grinding wheel full protection
- Quick clamping lock release device

**BGTS-96-SD**

Tool Sharpener

Voltage : 230V~50Hz
 Input power : 96W
 No-load Speed : 1350 /min
 Working Capacity : 3-13mm

- Multifunctional products, grinding bits, scissors, knives etc.
- Grinding operation is simple and reliable

BGCM-2100-ZH

CUT-OFF MACHINE

Voltage : 230V~50Hz
 Input power : 2100W
 No-load Speed : 3600/min
 Grinding Wheel : 355 x 25.4 x 3mm

- Soft grip for comfortable use
- Grinding wheel full protection
- Quick clamping lock release device

**BGBG-100-JC**

Double Bench Grinder

Voltage : 230V~50Hz
 Input power : 100 W
 No-load Speed : 3000-9000/min
 working speed : 8-24m/s
 Grinding discs dia : Φ 50mm
 drill hole dia : 12.7mm
 thickness : 13mm

- Multi-functional tool
- Various accessories are available



BGTS-110-SD

Tool Sharpener

Voltage : 230V~50Hz
 Input power : 110W
 No-load Speed : 1200 /min
 Grinder diameter : 42mm



- Three-in-one design for easy replacement
- Grinding a variety of bits, knives, planer and chisel, and so on
- One switch is used for two purposes
- Continuous work and intermittent work



BGTS-72LI-SD

Tool Sharpener

Voltage : 7.2V 1500mAH
 No load speed : 14m/s
 Outdoor knife guide: 1*65°2*25°
 Kitchen knife guide : 2*20°

- With soft grip for comfortable use

BGWB-2000-JD

WEED BURNER

Voltage : 230V~50Hz
 Input power : 2000W
 Temperature/airflow:
 I: 60°C, 550L/min
 II: 650°C, 550L/min

- With two heat setting for different jobs
- With soft grip for comfortable use
- Convenient use for weeding & ignition
- Detachable structure



BGHT-180LI-ZP

HEDGE TRIMMER

Voltage : 18V
 Battery : 1.3Ah/ 1.5Ah/ 2.0Ah
 2.6Ah/ 3.0Ah/ 4.0Ah
 No load speed : 1100/min
 Blade length : 510mm
 Cutting length : 450mm
 Tooth spacing : 14.5 mm

- Soft grip for comfortable use
- Transparent hand guard for safe and convenient working
- Dual safety switches to prevents accidental start



BGGT-180LI-ZP

GRASS TRIMMER

Voltage : 18V
 Battery : 1.3Ah/ 1.5Ah/ 2.0Ah
 2.6Ah/ 3.0Ah/ 4.0Ah
 No load speed : 8000/min
 Swivel angle : 90°
 Cutting capability : 230mm
 Cutting line : 1.2mmx5m


- Adjustable auxiliary handle
- Telescopic handle
- Swiveling head & wheels provide convenient vertical trimming
- Tap & Go head for convenient line feeding

BGPT-180LI-ZP

POLE HEDGE TRIMMER

Voltage : 18V
 Battery : 1.3Ah/ 1.5Ah/ 2.0Ah
 2.6Ah/ 3.0Ah/ 4.0Ah
 No load speed : 1400/min
 Max. cutting length : 380mm
 Cutting capability : 16mm
 Retractable length : 183~277 cm

- Adjustable auxiliary handle for comfortable trimming
- Up to 2.77m telescopic handle
- Detachable and inter changeable working head
- Multi-position pivot head



BGPC-180LI-ZP

POLE CHAINSAW

Voltage : 18V
 Battery : 1.3Ah/ 1.5Ah/ 2.0Ah
 2.6Ah/ 3.0Ah/ 4.0Ah
 Cutting speed : 3.76 m/s
 Bar size : 8"
 Max. cutting length : 150 mm
 Cutting capacity : 16 mm

- Soft grip for comfortable use
- Adjustable auxiliary handle for comfortable trimming
- Up to 2.77m telescopic handle
- Detachable and inter changeable working head
- Multi-position pivot head



BGGT-400LI-ZD

GRASS TRIMMER

Voltage : 40V
 Battery : 2.5Ah Samsung
 No load speed : 7200/min
 Cutting capability : 300mm
 Cutting line : 1.6 mm x 6 m

- Soft grip for comfortable use
- Telescopic handle
- Tap & Go head for convenient line feeding
- Edge cutting guide wheel and spacer bracket for easy edge cutting and protection



BGBW-180LI-ZP

Blower

Voltage : 18V
 Battery : 1.3Ah/ 1.5Ah/ 2.0Ah
 2.6Ah/ 3.0Ah/ 4.0Ah
 No load speed : 12000/min
 Air flow :
 High : 58.3m/s
 Lower : 41.6m/s

- Soft grip for comfortable use
- Detachable blower tube for space-saving storage
- Light weight and ergonomic design provide max. mobility and min. the strain in working



BGHT-400LI-ZD

HEDGE TRIMMER

Voltage : 40V
 Battery : 2.5Ah Samsung
 No load speed : 1200/min
 Cutting dia : 18mm
 Cutting length : 540mm

- Dual safety switches to prevent accidental start
- Blade tip protection
- Rotating rear handle



BGST-400LI-ZD

SNOW THROWER

Voltage : 40V
 Battery : 2.5Ah Samsung
 No load speed : 5500/min
 Max. clearing width : 330 mm
 Max. clearing depth : 300 mm

- Brushless motor for more power & longer life
- Telescopic handle
- Adjustable auxiliary handle



BGGBB-400LI-ZD

BL BLOWER

Voltage : 40V
 Battery : 2.5Ah Samsung
 Air flow speed : 20-42 m/s
 Air volume speed : 7.1-11.2-13.6 m³/min

- Brushless motor for more power & longer life
- Variable speed & turbo speed to work under various conditions



BGRH-150032-ZJ

ROTARY HAMMER

Voltage : 230V~50Hz
 Input power : 1500W
 No load speed : 1000/min
 Impact frequency : 4500/min
 Max. concrete capacity: 32mm



BGCS-1200-ZA

CIRCULAR SAW

Voltage : 230V~50Hz
 Input power : 1200W
 No load speed : 5800/min
 Blade : 160x20x2.6x18T
 Max. cutting capacity: 52mm at 90°



BGRH-1500EG-ZX

ROTARY HAMMER

Voltage : 230V~50Hz
 Input power : 1500/1600W
 No load speed : 800/min
 Impact frequency: 4000/min
 Impact energy : 5J
 Max. concrete capacity: 40mm



BGCS-1200L-ZA

CIRCULAR SAW

Voltage : 230V~50Hz
 Input power : 1200W
 No load speed : 4500/min
 Blade : 185x20x2.6x24T
 Max. cutting capacity: 65mm at 90°

With laser

BGRH-1500EC-ZX

ROTARY HAMMER

Voltage : 230V~50Hz
 Input power : 1600W
 No load speed : 800/min
 Impact frequency: 4000/min
 Impact energy : 5J
 Max. concrete capacity: 40mm



BGCS-12001-ZA

CIRCULAR SAW

Voltage : 230V~50Hz
 Input power : 1200W
 No load speed : 4500/min
 Blade : 185x20x2.6x24T
 Max. cutting capacity: 65mm at 90°



BGWB-2000-JM

WEED BURNER

Voltage : 230V~50Hz

Input power : 2000W

Temperature/air flow:

I: 50°C, 500L/min

II: 600°C, 500L/min

